



Ortiva 

A broad-spectrum contact and systemic fungicide for the control of botrytis, rust and downy mildew in roses, carnations, statice, and in peas and beans.
 REGISTRATION NO. PCPB(R) 0317
 Suspension concentrate
GUARANTEE: Azoxystrobin 250 g/lit.


KEEP LOCKED OUT OF REACH OF CHILDREN
COMMERCIAL AND AGRICULTURAL CLASS
READ THE LABEL AND ATTACHED LEAFLET BEFORE USE

Shelf Life: At least 2 years from date of manufacture in original unopened containers.

NOTICE TO USER: This pest control product is to be used only in accordance with the directions on this label. It is an offence under the Pest Control Products Act to use or store a pest control product under unsafe conditions.
 ® = registered trademark of a Syngenta Group Company
Manufactured by: Syngenta Crop Protection AG, Basel, Switzerland
Distributor:
 Syngenta East Africa Ltd
 P. O. Box 30393
 00100 - NAIROBI - KENYA
 Tel: 254-020-532750/532983
 Fax: 254-020-532753/535456

MEMBER OF
 AGROCHEMICALS 
 ASSOCIATION OF KENYA
 MEMBERSHIP NO. 226

syngenta
Colour band: GREEN



are noticed. Repeat with a rate of 500 ml/ha (10 ml/20 lt.) every 14 days. Under high disease pressure increase the rate to 750 ml/ha and reduce the interval to 5-10 days.

Water volume: Apply in sufficient water of 200-1000 lt./ha to ensure full coverage of the foliage.

Re-entry level: Do not enter treated area for a period of 4 hours or until spray deposit has dried or unless personal protective clothing is worn.

Compatibility

ORTIVA® is compatible with many commonly used pesticides. If tank mixing is required observe all directions, precautions, and limitations on the label of all the products used. DO NOT tank mix with any product unless your own prior testing has shown that the combination is physically compatible, effective and non-injurious under your conditions. As the quality of water used in the mixture can adversely affect compatibility, the manufacturer recommends that a trial mixture be done using the water intended for spraying.

Mixing Instructions

Shake the product container well. Half fill the sprayer tank with clean water. Add the required amount of ORTIVA®. Top up the spray tank with the required volume of water. Ensure thorough agitation before and during spraying. For optimal results ORTIVA® should be applied early in the disease cycle. This enables maximum benefit from its powerful effects on spore germination and early pathogen development.

Resistance management

At least 2 sprays of fungicides from a different chemical group should be applied between blocks of equal numbers of ORTIVA® sprays. Apply a maximum of 3 sprays per season (flush in flowers) of ORTIVA®

Crop Tolerance: ORTIVA® is safe to crops at the rates required to give effective disease control. It is rapidly broken down in the environment ensuring that there is no carry over nor resultant effects upon germination and establishment of successive crops.

Pre-harvest interval: Peas 14 days; Beans - 14 days after the last application

Safety Aspects: Precautionary measures
 KEEP LOCKED UP OUT OF REACH OF CHILDREN and other unauthorised persons and animals.

Operator Safety

AVOID contact of skin, eyes or clothing with concentrate or spray mixture. DO NOT breathe spray mist. DO NOT eat, drink or smoke while handling the product, wash hands and face before doing so. If any disposition occurs, stop work, follow first aid measures, and call a physician. WEAR protective clothing, i.e., for mixing/loading: impermeable gloves, face mask; for application: overalls, hat or cap; facemask, gumboots and impermeable gloves. IF CONTAMINATION OCCURS with concentrate or spray mixture, immediately wash skin thoroughly, flush eyes several times with abundant fresh water, and remove contaminated clothing. AFTER USE, thoroughly clean protective equipment and wash entire body and change clothing. Wash contaminated clothing before re-use.

Mode of Action: Azoxystrobin possesses a novel biochemical mode of action. Azoxystrobin has the following properties:

- It inhibits spore germination and the early stages of fungal development – this confers excellent protection against invasion by fungal pathogens.
- Azoxystrobin is also active against post-germination stages of the life cycle in a broad range of fungal species.
- Azoxystrobin also confers anti-sporulant activity against a wide range of diseases.

Uptake and distribution

Azoxystrobin demonstrates optimal uptake and redistribution properties within the plant. It diffuses through the leaf to reach the vascular tissue and moves acropetally in the transpiration stream. This results in an even distribution of fungicidal molecules from the point of uptake, giving excellent protection throughout the leaf. Azoxystrobin also demonstrates translaminar movement and shows outstanding persistence.

For optimal results it is recommended that azoxystrobin be applied early in the disease cycle. This enables maximum advantage to be derived from the powerful combination of activity against spore germination and mycelial growth.

Flowers

Apply the lower rate when plants are small and before disease symptoms

| Recommendations for Use | | | |
|---|--|-------------------------------|------------------|
| To avoid risks to man and the environment, comply with the instructions for use. | | | |
| <u>Flower</u> | <u>Disease</u> | <u>Rate of product to use</u> | |
| | | <u>(ml/ha)</u> | <u>ml/20 lt.</u> |
| Carnations | Rust (<i>Uromyces dianthi</i>) Ringspot (<i>Heterosporium echinulatum</i>) | 300-750 | 6-15 ml |
| Roses | Botrytis (<i>Botrytis cinerea</i>) Downy mildew (<i>Peronospora sparsa</i>) | 300-750 | 6-15 ml |
| Statice | Botrytis (<i>Botrytis cinerea</i>) | 300-800 | 6-16 ml |
| Peas/beans | Rust (<i>Uromyces spp</i>) Botrytis (<i>Botrytis cinerea</i>) Powdery mildew Downy mildew Ascochyta, Anthracnose | 300-500 | 6-10 ml |

Used at the rate of 0.75 lt./ha, there is good side effect in the control of powdery mildew in roses. Rate of product to use - based on 1000 lt./ha

First Aid

If any indisposition occurs stop work immediately and call a physician.

SKIN CONTACT: Remove contaminated clothing and thoroughly wash the affected parts of the body with soap and water.

EYE CONTACT: Rinse eyes with clean water for several minutes

If poisoning is suspected, stop work immediately and call a physician. Show label to the physician. If inhaled move to clean fresh air. If swallowed, repeatedly administer medicinal charcoal in plenty of water. Seek medical advice immediately if a large volume of concentrate was ingested.

Note: Never give anything orally to an unconscious person and never induce vomiting.

TOXICOLOGICAL INFORMATION

ORTIVA® may cause nausea, vomiting, diarrhoea and abdominal pain.

Antidote: *No specific antidote is known; apply symptomatic therapy.*

WHO class: *IV (unlikely to present acute hazard in normal use)*

Environment and wildlife

TOXIC TO AQUATIC ORGANISMS. DO NOT contaminate soil, stagnant or running water by disposal of waste. Newly treated areas must not be grazed and all livestock is to be kept out; no food or feed should be collected from treated areas for a period corresponding to the pre-harvest interval and all livestock is to be kept out.

Storage: *Store away from sun and damp in a cool dry place. Store in original tightly closed containers in a well-ventilated area. Avoid storage above 35°C. Store under lock and key, away from foodstuffs, drinking water, animal feeds, children, animals and unauthorised persons.*

Product and Container Disposal

Dispose of surplus product on a landfill site approved for pesticides, or divide remainder into small quantities and bury in a safe place away from water supplies. Dilute small quantities of surplus spray mixture with plenty of water and spray on fallow land. Dispose of product packages in a landfill site approved for pesticides, or burn in a safe place. DO NOT re-use empty packages for any other purpose, especially not for food, feed or storing drinking water.

Leakage and Spillage

Remove heavily contaminated soil and bury in a safe place away from water supplies.

Spillage: soak up with sand, sawdust, soil or an oil-binding agent. Collect contaminated material thoroughly and bury in a safe place or put in a waste bin or plastic bag, mark it and dispose of on a landfill site approved for pesticides. Treat spill area with plenty of water. Do not re-use-spilt product.

Notice to User

This pest control product is to be used only in accordance with the directions on the label. It is an offence under the Pest Control Products Act to use or store a pest control product under unsafe conditions.

User's Risk

Seller's guarantee is limited to the terms set out on the label and subject thereto, the buyer assumes the risk to persons or property arising from the use or handling of this product and accepts the product on that condition. The user bears the risk for damage resulting from factors beyond the manufacturer's control.

Before using the product, please read the attached product label and accompanying packaging leaflet.

Use pesticides safely.